



**INSTRUCTIONS D'ASSEMBLAGE**  
**ASSEMBLY INSTRUCTIONS**

---

**M**ONARCH  
SPECIALTIES INC.

# I 2054

---

**PATERE -**  
**72" H / METAL ARGENT ET SOUTIEN A PARAPLUIE**

**COAT RACK -**  
**72" H / SILVER METAL WITH AN UMBRELLA**  
**HOLDER**





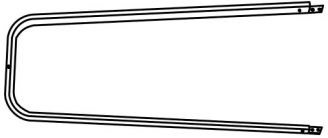

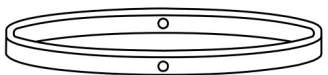
**POUR DE L'ASSISTANCE OU POUR COMMANDER**  
**DES PIÈCES CONTACTEZ NOTRE DÉPARTEMENT**  
**DE SERVICE À LA CLIENTÈLE.**

**FOR ASSISTANCE OR TO ORDER PARTS**  
**CONTACT OUR CUSTOMER SERVICE DEPARTMENT**

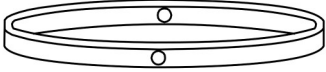
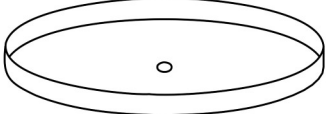
**[WWW.MONARCHSERVICE.COM](http://WWW.MONARCHSERVICE.COM)**

---





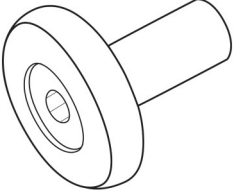
**LISTE DES PIÈCES**  
**PARTS LIST**

PIÈCE / PART #	IMAGE	DESCRIPTION	QTY / QTÉ
1		BOTTOM POST POTEAU DU BAS	1
2		BOTTOM POST POTEAU DU BAS	1
3		UPPER POST POTEAU SUPÉRIEUR	1
4		UPPER POST POTEAU SUPÉRIEUR	1
5		POST / LEG ATTACHMENT POTEAU / ATTACHE PATTE	1

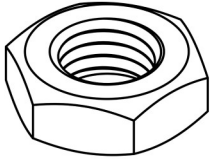
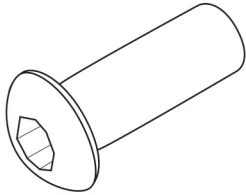
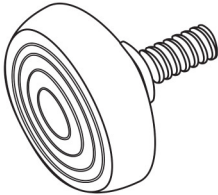
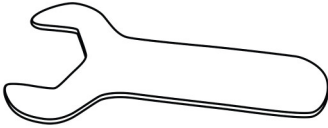
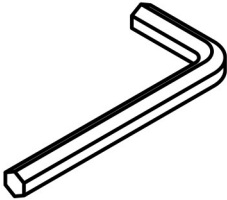
**LISTE DES PIÈCES**  
**PARTS LIST**

PIÈCE / PART #	IMAGE	DESCRIPTION	QTY / QTÉ
6		<p align="center">POST / LEG ATTACHMENT                      POTEAU / ATTACHE PATTE</p>	1
7		<p align="center">BASE                      BASE</p>	1

**LISTE DES PIÈCES DE MONTAGE**  
**HARDWARE LIST**

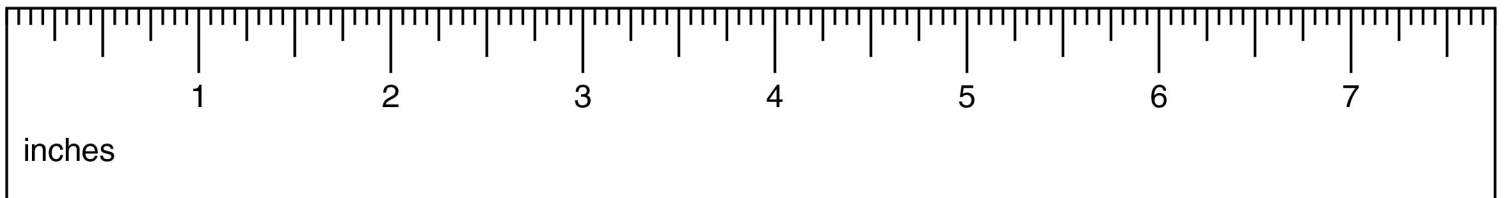
PIÈCE / PART #	IMAGE	DESCRIPTION	QTY / QTÉ
<b>A</b>		<b>ASSEMBLING BOLT -</b> <b>Ø 1/4" X 1 1/2"</b> <b>BOULON D'ASSEMBLAGE -</b> <b>Ø 1/4" X 1 1/2"</b>	<b>4</b>
<b>B</b>		<b>ASSEMBLING BOLT -</b> <b>Ø 1/4" X 1 3/8"</b> <b>BOULON D'ASSEMBLAGE -</b> <b>Ø 1/4" X 1 3/8"</b>	<b>8</b>
<b>C</b>		<b>ASSEMBLING BOLT -</b> <b>Ø 1/4" X 1"</b> <b>BOULON D'ASSEMBLAGE -</b> <b>Ø 1/4" X 1"</b>	<b>1</b>
<b>D</b>		<b>ASSEMBLING BOLT -</b> <b>Ø 1/8" X 1"</b> <b>BOULON D'ASSEMBLAGE -</b> <b>Ø 1/8" X 1"</b>	<b>9</b>
<b>E</b>		<b>KNOB -</b> <b>Ø 1/4"</b> <b>POIGNÉE -</b> <b>Ø 1/4"</b>	<b>12</b>

**LISTE DES PIÈCES DE MONTAGE**  
**HARDWARE LIST**

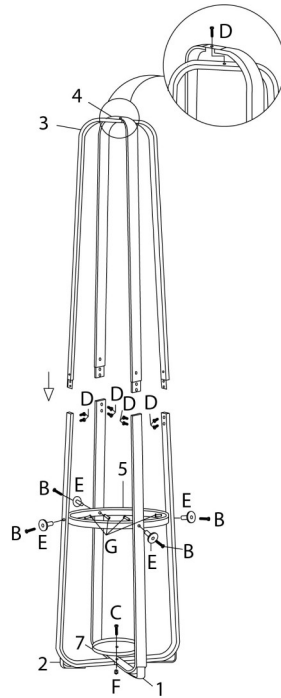
PIÈCE / PART #	IMAGE	DESCRIPTION	QTY / QTÉ
<b>F</b>		<b>HEX NUT -</b> <b>Ø 1/4"</b> <b>ÉCROU HEXAGONALE -</b> <b>Ø 1/4"</b>	<b>5</b>
<b>G</b>		<b>BARREL NUT -</b> <b>Ø 1/4" X 5/8"</b> <b>ÉCROU DE CANON -</b> <b>Ø 1/4" X 5/8"</b>	<b>8</b>
<b>H</b>		<b>ADJUSTABLE LEG -</b> <b>Ø 3/8" X 1 1/4"</b> <b>PATTE AJUSTABLE -</b> <b>Ø 3/8" X 1 1/4"</b>	<b>4</b>
<b>I</b>		<b>SPANNER</b> <b>CLÉ ANGLAISE</b>	<b>1</b>
<b>J</b>		<b>HEX KEY</b> <b>CLÉ HEXAGONALE</b>	<b>1</b>



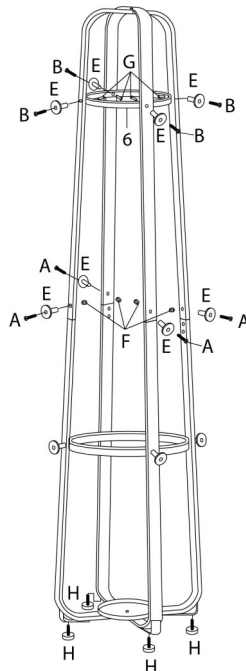
OUTIL DE VÉRIFICATION DE DIMENSIONS DES PIÈCES  
HARDWARE DIMENSIONS VERIFICATION TOOL



ÉTAPE / STEP 1



ÉTAPE / STEP 2



ÉTAPE / STEP 3

